










Clamp terminal 95-300mm², for 20x5-30x10

Part no. **AKS300**
Catalog No. **107196**

EL-Nummer
(Norway) **2465034**

Delivery program

Product range			60 mm system 185 mm system
Basic function			Connections
Subrange			Clamp terminals
Description			Termination to busbars without drilling A cable block is used to connect the conductor to the busbar
Width		mm	41
Rated operational current	I _e	A	600
conductor			95 - 300 mm ² MCM300 - MCM600. directly terminated:   
Cu factor		kg	0,00
For use with			20 x 5/10 25 x 5/10 30 x 5/10
For use with			Double T profile
Notes  round conductor, solid  Flexible, round conductor with correctly crimped ferrule Round conductor, stranded  Section conductor, solid Sector conductor, stranded # CU band  CU busbar			

Approvals

Product Standards			UL508A; CSA-C22.2 No. 14; IEC 60439-1; CE marking
UL File No.			E307559
UL Category Control No.			NMTR2, NMTR8
CSA File No.			236217
CSA Class No.			3211-37
North America Certification			UL recognized, CSA certified
Conditions of Acceptability			Refer to approbation report
Specially designed for North America			No
Suitable for			Feeder circuits
Current Limiting Circuit-Breaker			Refer to approbation report
Max. Voltage Rating			600 V AC
Degree of Protection			Feeder circuits

Dimensions

