



Insulated enclosure, E-PKZ0, H x W x D = 129 x 85 x 124 mm, flush mounted, rotary handle, red/yellow, IP55

Part no. E-PKZ0-GR
Catalog No. 072908
Alternate Catalog No. XTPAXENCF55RY

Delivery program

Product range		Accessories
Subrange		Installation enclosures
Accessories		Insulated enclosures for PKZ
		with red-yellow rotary knob, for use as EMERGENCY STOP switch in accordance with EN 60204
Degree of Protection		Front IP55
For use with		PKZM0-... +NHI or U or A +NHI-E +L-PKZ0 (2 off)
Notes With integrated PE(N) terminal.		
Notes		
Integrated terminal for PE(N) connection.		

Design verification as per IEC/EN 61439

Technical data for design verification			
Rated operational current for specified heat dissipation	I _n	A	0
Heat dissipation per pole, current-dependent	P _{vid}	W	0
Equipment heat dissipation, current-dependent	P _{vid}	W	0
Static heat dissipation, non-current-dependent	P _{vs}	W	0
Heat dissipation capacity	P _{diss}	W	0
Operating ambient temperature min.		°C	-25
Operating ambient temperature max.		°C	40
IEC/EN 61439 design verification			
10.2 Strength of materials and parts			
10.2.2 Corrosion resistance			Meets the product standard's requirements.
10.2.3.1 Verification of thermal stability of enclosures			Meets the product standard's requirements.
10.2.3.2 Verification of resistance of insulating materials to normal heat			Meets the product standard's requirements.
10.2.3.3 Verification of resistance of insulating materials to abnormal heat and fire due to internal electric effects			Meets the product standard's requirements.
10.2.4 Resistance to ultra-violet (UV) radiation			Please enquire
10.2.5 Lifting			Does not apply, since the entire switchgear needs to be evaluated.
10.2.6 Mechanical impact			Does not apply, since the entire switchgear needs to be evaluated.
10.2.7 Inscriptions			Meets the product standard's requirements.
10.3 Degree of protection of ASSEMBLIES			Does not apply, since the entire switchgear needs to be evaluated.
10.4 Clearances and creepage distances			Meets the product standard's requirements.
10.5 Protection against electric shock			Does not apply, since the entire switchgear needs to be evaluated.
10.6 Incorporation of switching devices and components			Does not apply, since the entire switchgear needs to be evaluated.
10.7 Internal electrical circuits and connections			Is the panel builder's responsibility.
10.8 Connections for external conductors			Is the panel builder's responsibility.
10.9 Insulation properties			
10.9.2 Power-frequency electric strength			Is the panel builder's responsibility.
10.9.3 Impulse withstand voltage			Is the panel builder's responsibility.
10.9.4 Testing of enclosures made of insulating material			Is the panel builder's responsibility.
10.10 Temperature rise			The panel builder is responsible for the temperature rise calculation. Eaton will provide heat dissipation data for the devices.
10.11 Short-circuit rating			Is the panel builder's responsibility. The specifications for the switchgear must be observed.

10.12 Electromagnetic compatibility			Is the panel builder's responsibility. The specifications for the switchgear must be observed.
10.13 Mechanical function			The device meets the requirements, provided the information in the instruction leaflet (IL) is observed.

Technical data ETIM 7.0

Low-voltage industrial components (EG000017) / Empty enclosure for switchgear (EC000712)

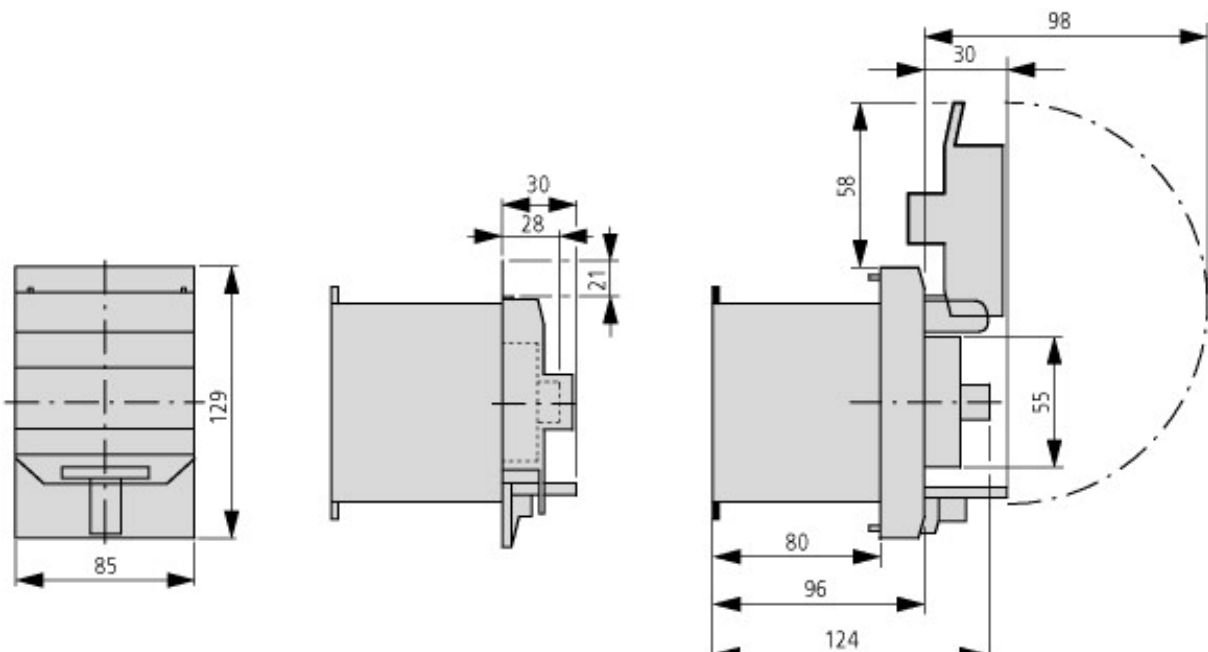
Electric engineering, automation, process control engineering / Low-voltage switch technology / Component for low-voltage switching technology / Empty housing for switch devices (ecI@ss10.0.1-27-37-13-01 [AKN343014])

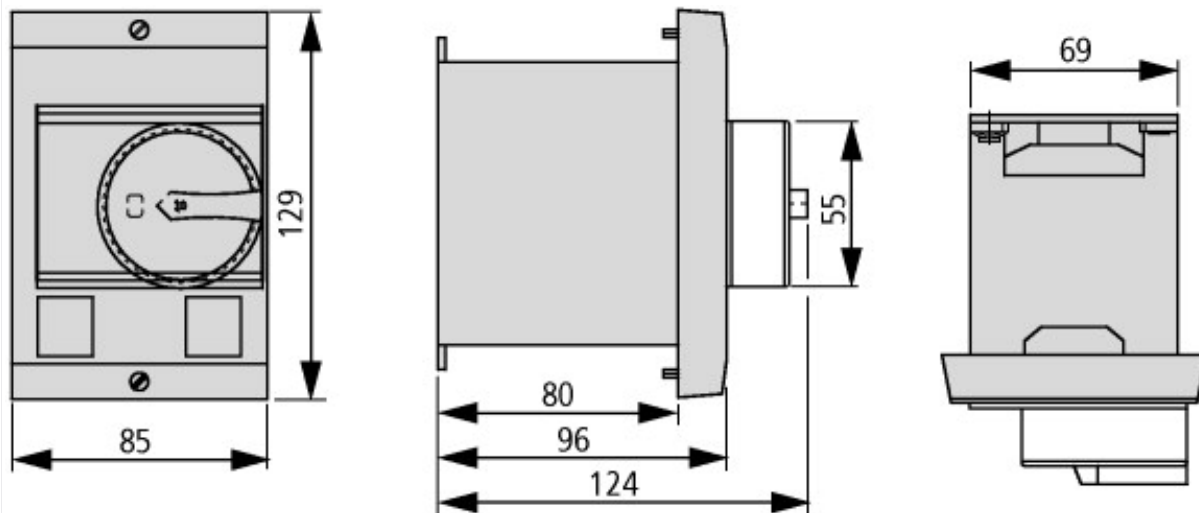
Material housing			Plastic
Width		mm	85
Height		mm	129
Depth		mm	80
With transparent cover			No
Suitable for emergency stop			Yes
Model			Built-in
Degree of protection (IP)			IP55
Degree of protection (NEMA)			Other

Approvals

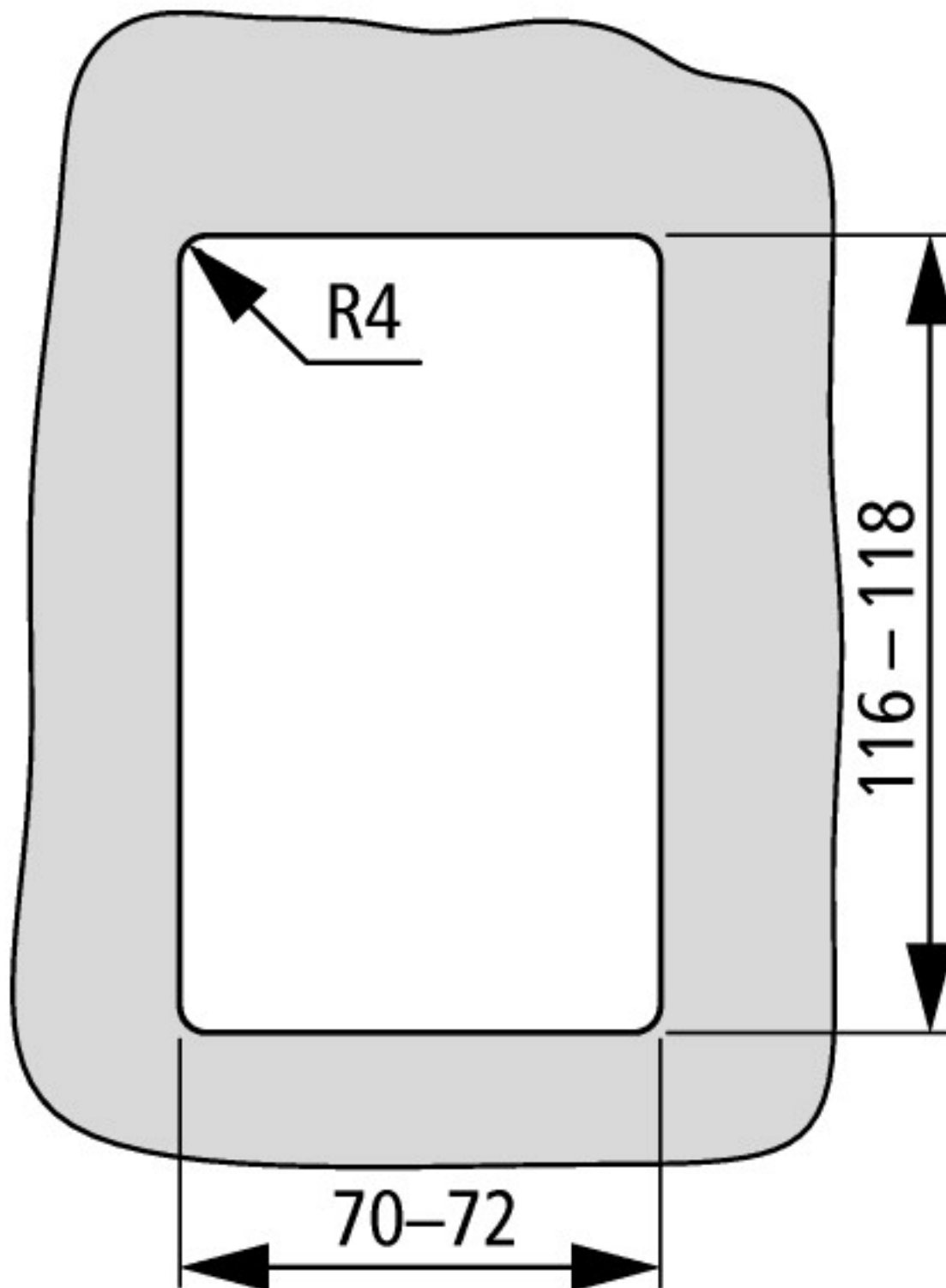
Product Standards			UL 508; CSA-C22.2 No. 14; IEC60947-4-1; CE marking
UL File No.			E36332
UL Category Control No.			NLRV
CSA File No.			165628
CSA Class No.			3211-05
North America Certification			UL listed, CSA certified
Specially designed for North America			No
Degree of Protection			IEC: Front IP55, UL/CSA Type: 1, 12, 3R

Dimensions

		
Insulated enclosures for flush mounting E-PKZ0-G... + SVB-PKZ0-E		



E-PKZ0, E-PKZ0-G...



Mounting aperture E-PKZ0...

Assets (links)

[Declaration of CE Conformity](#)

00002411

[Instruction Leaflets](#)

IL03402029Z2010_10

Additional product information (links)

IL03402029Z (AWA1210-1327) Insulated enclosure for flush mounting of Motor-protective circuit-breakers

IL03402029Z (AWA1210-1327) Insulated enclosure for flush mounting of Motor-protective circuit-breakers

ftp://ftp.moeller.net/DOCUMENTATION/AWA_INSTRUCTIONS/IL03402029Z2010_10.pdf

Motor starters and "Special Purpose Ratings" for the North American market

http://www.eaton.eu/ecm/groups/public/@pub/@europe/@electrical/documents/content/pct_3258146.pdf

